



How to Download the Canvas Student App for Android


This tutorial will show you how to download the Canvas App on Android devices

Contents

Locate the Google Play Store	2
Tap the Search bar at the top of your screen	3
Search for the Canvas Student App	4
Tap “Install”	5
Tap “Open”	6
Tap “Find My school”	7
Type Thomas More University and Select “Thomas More University”	8
Type in your Thomas More email and select “next” and then enter your password and select “Sign in”	9
You should see your dashboard now	10

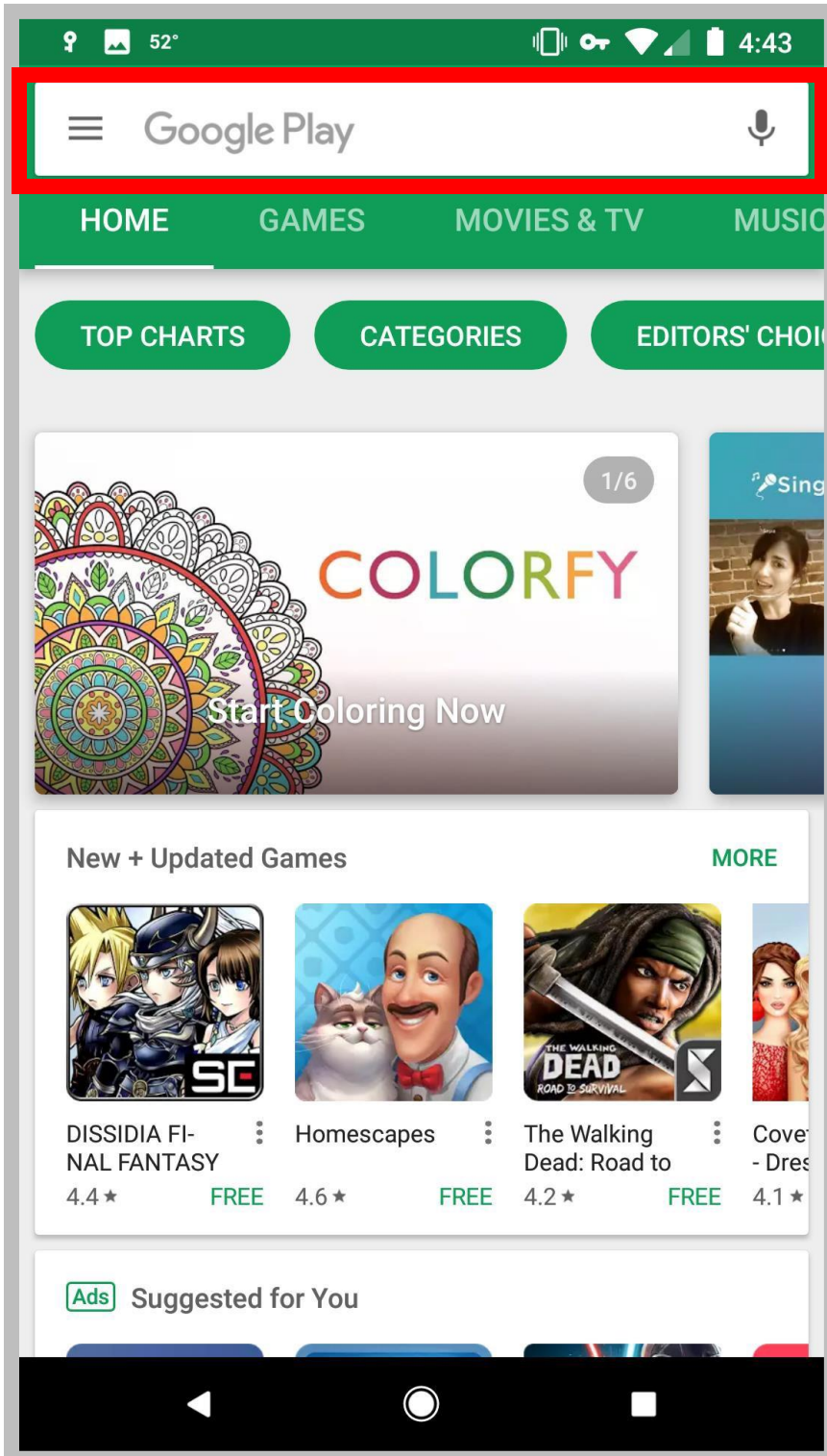
If you need any assistance please contact the IT Helpdesk in one of the following ways.
Browse to www.helpdesk.thomasmore.edu, call 859-344-3646, email helpdeskticket@thomasmore.edu, or stop by the Computer Center on the lower level of the administration building.

Locate the Google Play Store



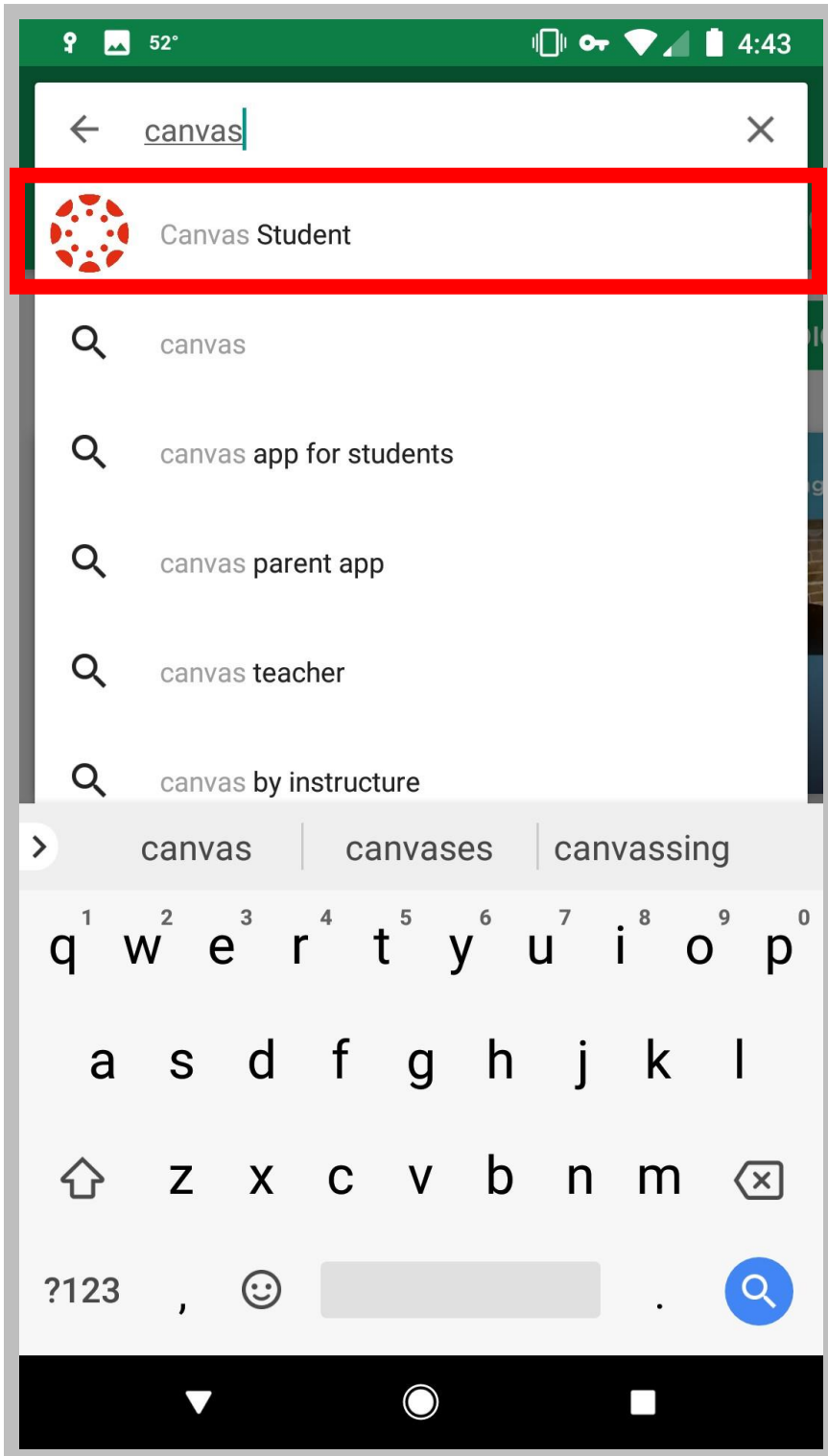
If you need any assistance please contact the IT Helpdesk in one of the following ways. Browse to www.helpdesk.thomasmore.edu, call 859-344-3646, email helpdeskticket@thomasmore.edu, or stop by the Computer Center on the lower level of the administration building.

Tap the Search bar at the top of your screen




If you need any assistance please contact the IT Helpdesk in one of the following ways. Browse to www.helpdesk.thomasmore.edu, call 859-344-3646, email helpdeskticket@thomasmore.edu, or stop by the Computer Center on the lower level of the administration building.

Search for the Canvas Student App



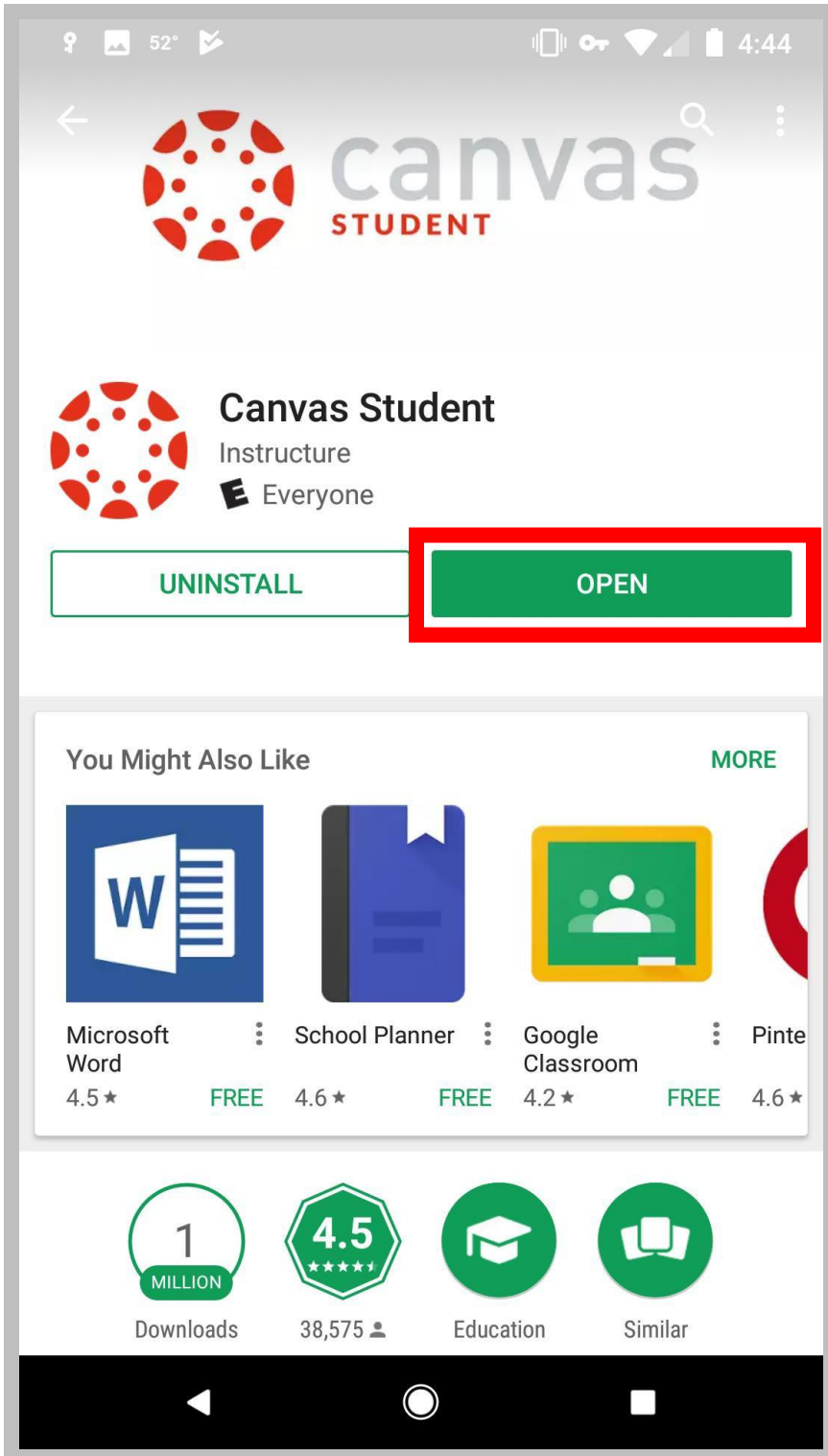
If you need any assistance please contact the IT Helpdesk in one of the following ways. Browse to www.helpdesk.thomasmore.edu, call 859-344-3646, email helpdeskticket@thomasmore.edu, or stop by the Computer Center on the lower level of the administration building.

Tap “Install”




If you need any assistance please contact the IT Helpdesk in one of the following ways. Browse to www.helpdesk.thomasmore.edu, call 859-344-3646, email helpdeskticket@thomasmore.edu, or stop by the Computer Center on the lower level of the administration building.

Tap “Open”



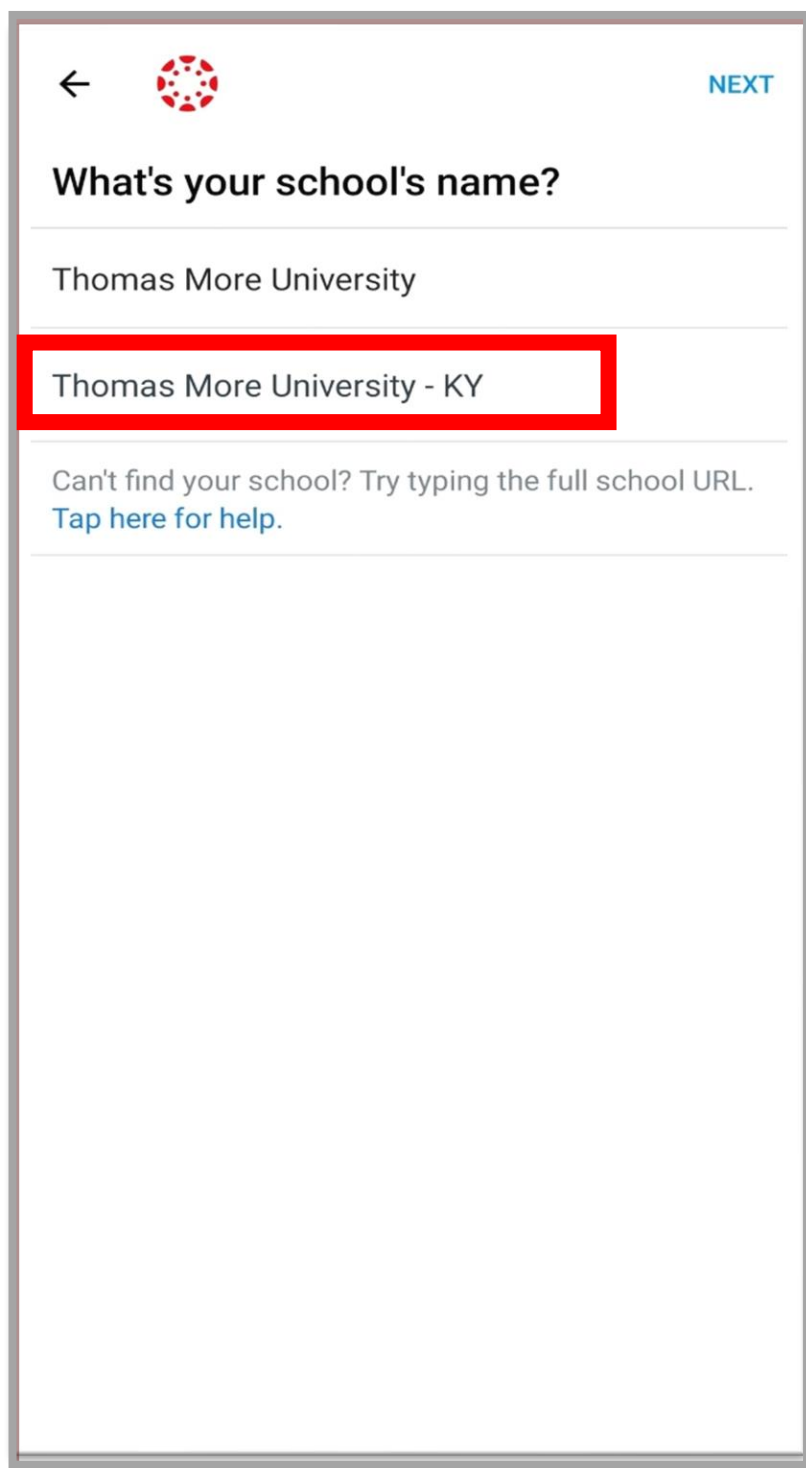
If you need any assistance please contact the IT Helpdesk in one of the following ways. Browse to www.helpdesk.thomasmore.edu, call 859-344-3646, email helpdeskticket@thomasmore.edu, or stop by the Computer Center on the lower level of the administration building.

Tap “Find My school”



If you need any assistance please contact the IT Helpdesk in one of the following ways. Browse to www.helpdesk.thomasmore.edu, call 859-344-3646, email helpdeskticket@thomasmore.edu, or stop by the Computer Center on the lower level of the administration building.

Type Thomas More University and Select “Thomas More University”




The screenshot shows a mobile application interface for selecting a school. At the top left is a back arrow and a red circular logo with white dots. At the top right is a blue "NEXT" button. Below the logo is the question "What's your school's name?". There are two search results: "Thomas More University" and "Thomas More University - KY". The second result is highlighted with a red rectangular border. Below the search results is a text prompt: "Can't find your school? Try typing the full school URL. Tap here for help." with a blue link.

If you need any assistance please contact the IT Helpdesk in one of the following ways.
Browse to www.helpdesk.thomasmore.edu, call 859-344-3646, email helpdeskticket@thomasmore.edu, or stop by the Computer Center on the lower level of the administration building.

Type in your Thomas More email and select “next” then enter your password and select “Sign in”

← thomasmoreky.instructure.com

 THOMAS MORE UNIVERSITY

Sign in

calber32@thomasmore.edu

[Can't access your account?](#)

Sign-in options

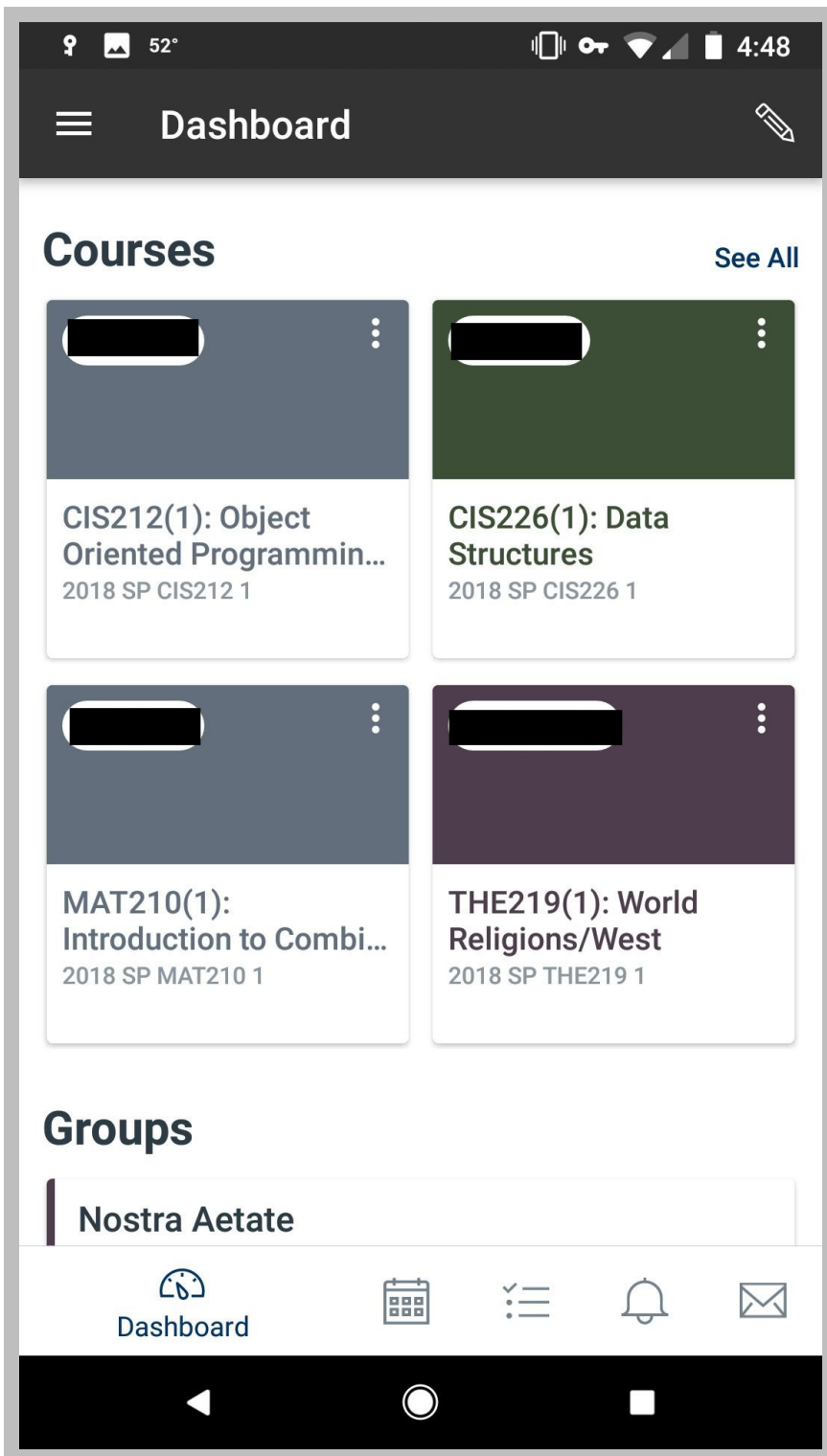
Next

Sign in with your Thomas More account

[Terms of use](#) [Privacy & cookies](#) ...

If you need any assistance please contact the IT Helpdesk in one of the following ways. Browse to www.helpdesk.thomasmore.edu, call 859-344-3646, email helpdeskticket@thomasmore.edu, or stop by the Computer Center on the lower level of the administration building.

You should see your dashboard now



If you need any assistance please contact the IT Helpdesk in one of the following ways. Browse to www.helpdesk.thomasmore.edu, call 859-344-3646, email helpdeskticket@thomasmore.edu, or stop by the Computer Center on the lower level of the administration building.